

***“Universal” and Adaptable*
Information, Education,
Communication (IEC) Templates
for
REPRODUCTIVE HEALTH**

Introduction

This tool contains sample information, education and communications (IEC) materials on select components of the Minimum Initial Service Package (MISP) for reproductive health and family planning. The MISP is a coordinated set of priority interventions that should be implemented at the onset of every new emergency to prevent and manage the consequences of sexual violence, reduce HIV transmission, and prevent excess maternal and newborn morbidity and mortality. The MISP has been an international standard since 1997, and a Sphere standard since 2004.

The basic presentation of the IEC materials considers the varying demographic characteristics, literacy levels, and cultural acceptance of reproductive health among community members in humanitarian settings. In order to convey the key messages most effectively, pictorial images and simple language are used. Images are in black and white to keep them simple, easy to print, and to avoid the potentially offensive use of color.

The IEC literature generally supports culturally tailored images, including hairstyles, clothing and facial features. The "universal templates" have been developed for you to draw features that contextualize the images to your setting (such as hair and clothing). The "variation templates" are based on the "universal templates," and have been adapted to represent broad, but piloted ethnic features. All of the templates have a space for you to insert your agency logo, contact information and a small map. These templates have been developed so that you can have IEC materials readily available to share with the community once services have been established.

The interactive versions are available from <http://www.iawg.net/iec/>.

Template credits include: American College of Nurse-Midwives, Hesperian Foundation, World Health Organization, Meghan Fitzgerald and Stacey Patino.




Template A

Insert agency logo and map here.




For family planning information, counseling and contraceptives, talk to a health worker.





Template B

Insert agency logo and map here.

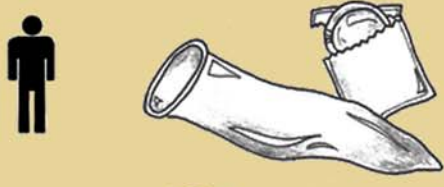


















Don't let children
break your back.
Spacing children well
is good for proper care
and well-being.

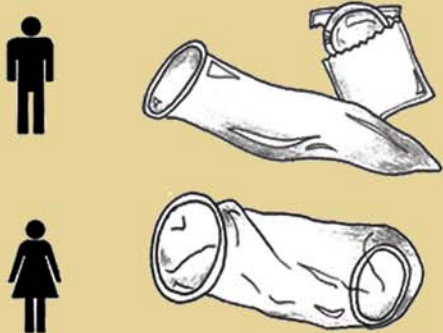

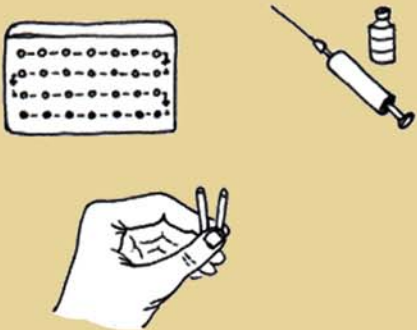









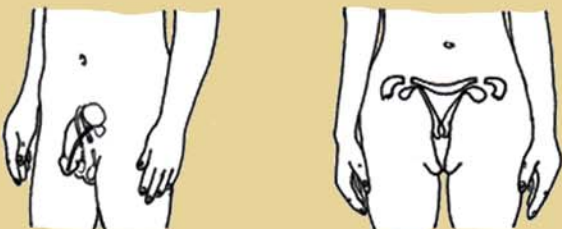



Template C

Insert agency logo and map here.










FAMILY PLANNING METHOD	PROTECTION FROM PREGNANCY	PROTECTION FROM SEXUALLY TRANSMITTED INFECTIONS
Barrier Methods Male Condom  Female Condom 	Good ★ ★	Good 
Hormonal Methods Birth control pills, injections  Implants 	Very Good ★ ★ ★ Best ★ ★ ★ ★	None 
LAM (Lactational Amenorrhea Method) 	Good ★ ★	None 
Withdrawal 	Some ★	Some 
Calendar Method 	Good ★ ★	None 
IUD (Intra-Uterine Device) 	Best ★ ★ ★ ★	None 
Vasectomy/Tubal Ligation 	Best ★ ★ ★ ★	None 




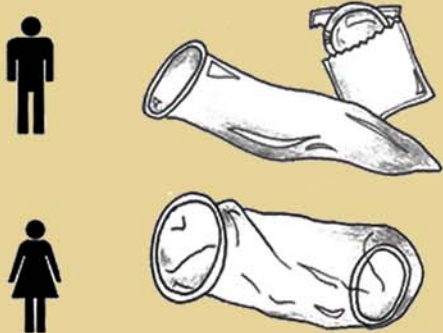
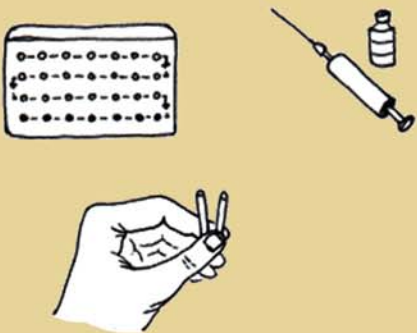




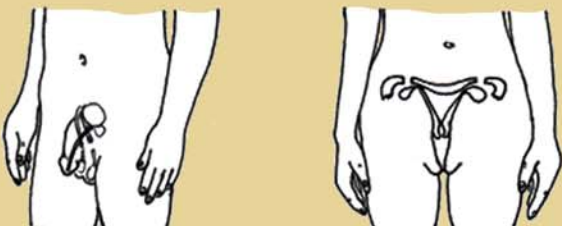
	★★	
	★★★ ★★★★	
	★★	
	★	
	★★	
	★★★★	
	★★★★	

Template C

Insert agency logo and map here.





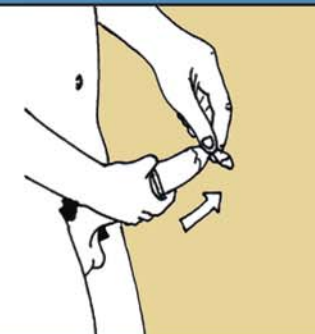

FAMILY PLANNING METHOD	PROTECTION FROM PREGNANCY	PROTECTION FROM SEXUALLY TRANSMITTED INFECTIONS
Barrier Methods Male Condom  Female Condom 	Good	Good
Hormonal Methods Birth control pills, injections  Implants 	Very Good Best	None
LAM (Lactational Amenorrhea Method) 	Good	None
Withdrawal 	Some	Some
Calendar Method 	Good	None
IUD (Intra-Uterine Device) 	Best	None
Vasectomy/Tubal Ligation 	Best	None



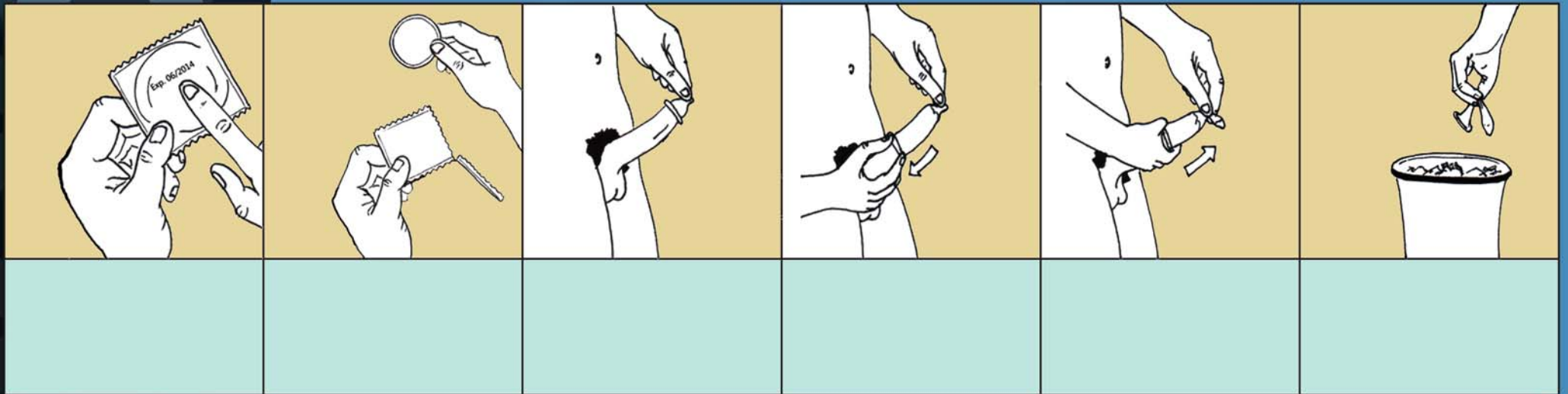
		
		
		
		
		
		
		

Template D

How to use a male condom (Circumcised)








					
Check expiration date	Use a new condom every time you have sex	Place condom on tip of erect penis with rolled side out	Unroll condom all the way to base of penis	When finished, hold rim and tip of condom, and withdraw penis while it is still hard	Throw away used condom

Insert agency logo and map here.

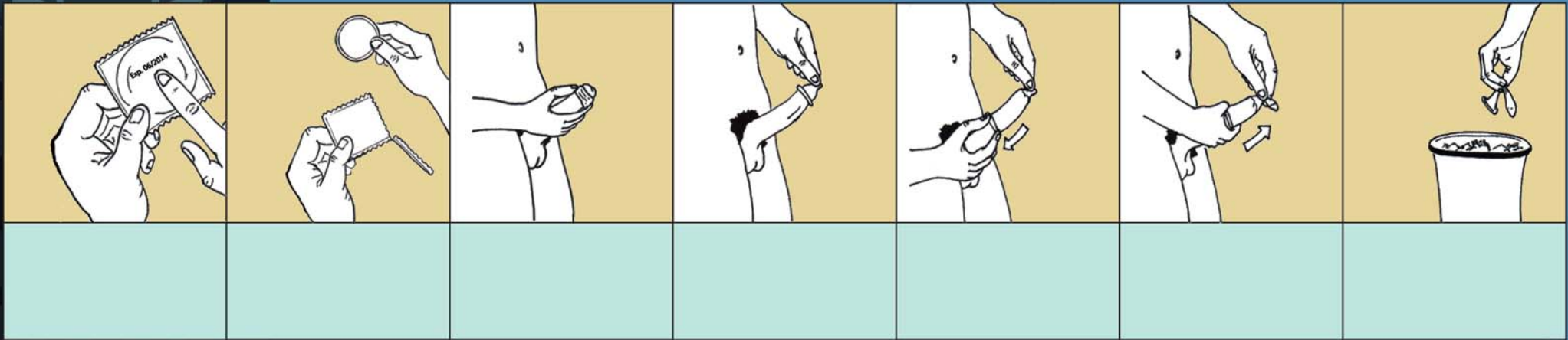



Template D

How to use a male condom (Uncircumcised)


						
Check expiration date	Use a new condom every time you have sex	Roll foreskin back	Place condom on tip of erect penis with rolled side out	Unroll condom all the way to base of penis	When finished, hold rim and tip of condom, and withdraw penis while it is still hard	Throw away used condom

Insert agency logo and map here.





The infant must be less than six months old.



The infant must be breastfed on demand.

Template E

Insert agency logo and map here.

LAM


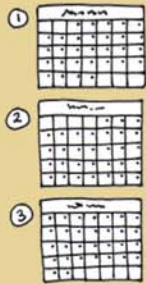
(Lactational Amenorrhea Method:
Exclusive Breastfeeding)



The mother must not have menstruated since giving birth.



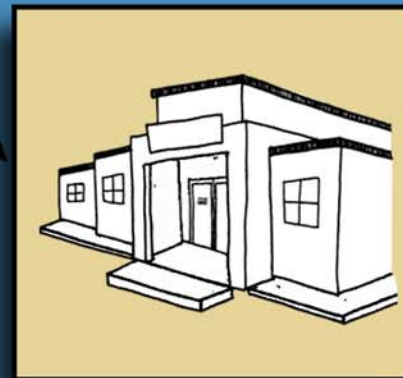
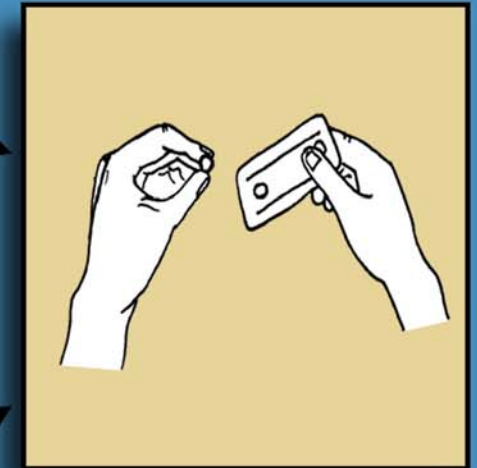
Breast milk must be the infant's only source of food.



What should you do if you think you may become pregnant after unprotected sex?


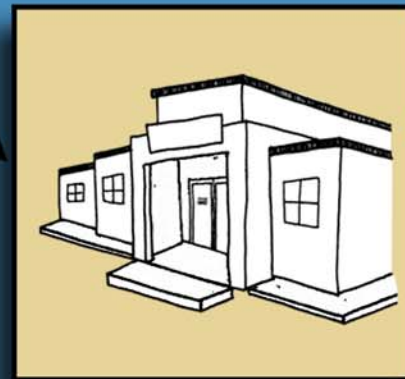
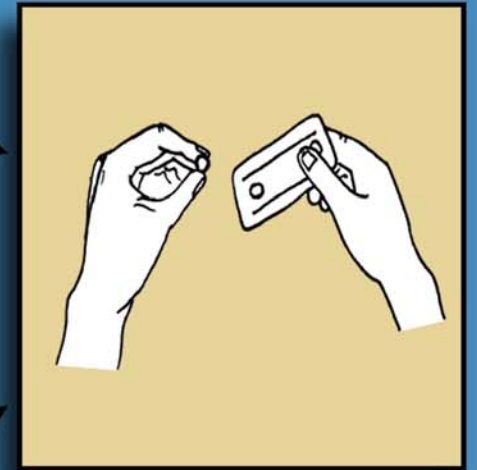
Insert agency logo and map here.

Template F



Go to a health worker as soon as possible for emergency contraceptive pills, within 5 days after unprotected sex.

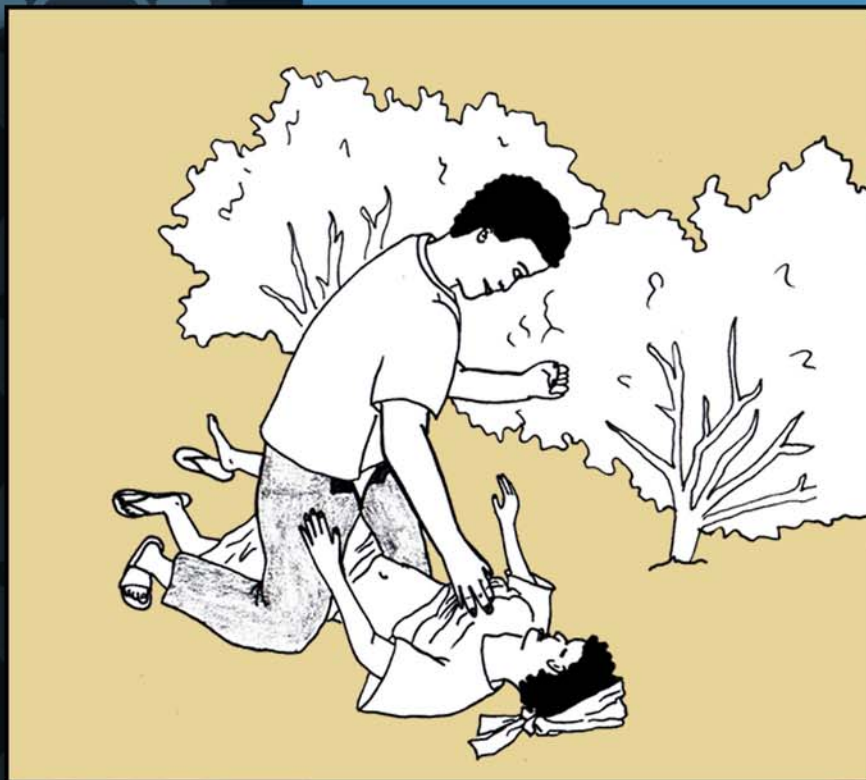
If there are two pills, take both pills at the same time.



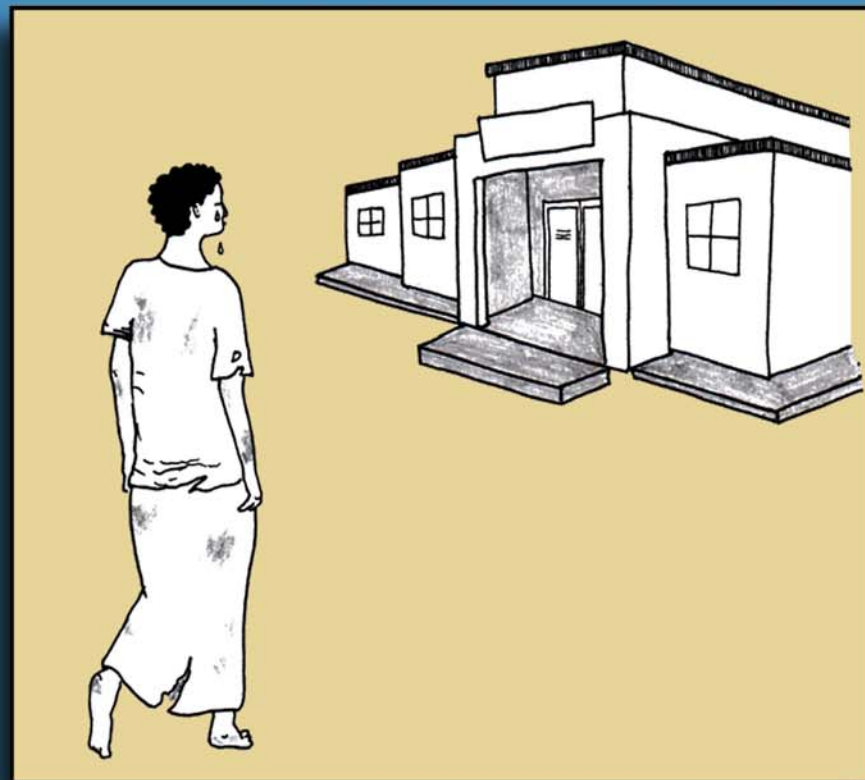
Template G

What to do after forced sex

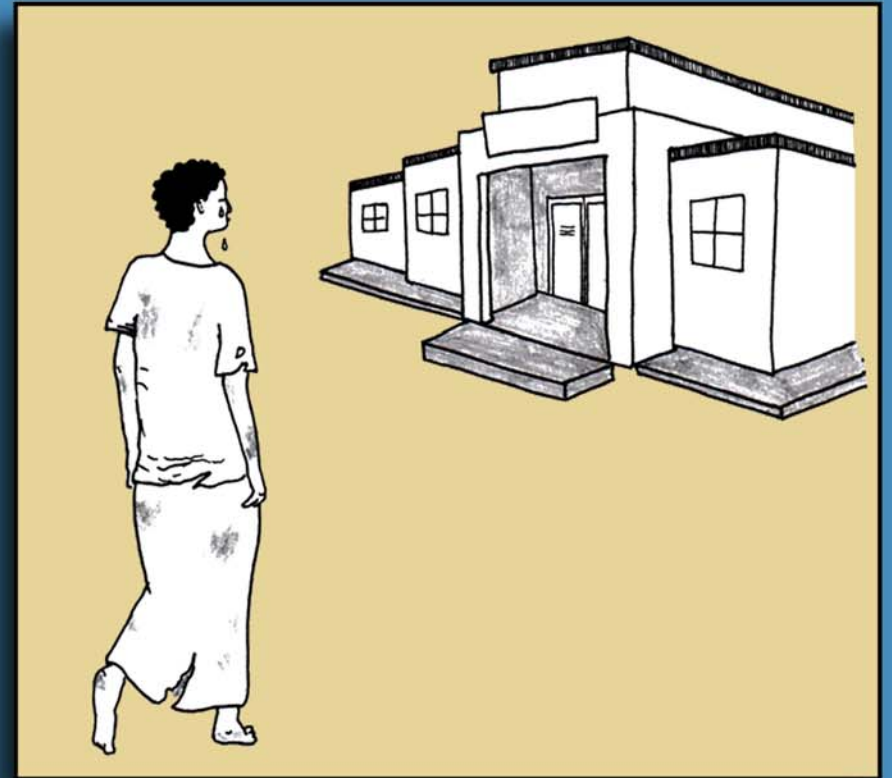
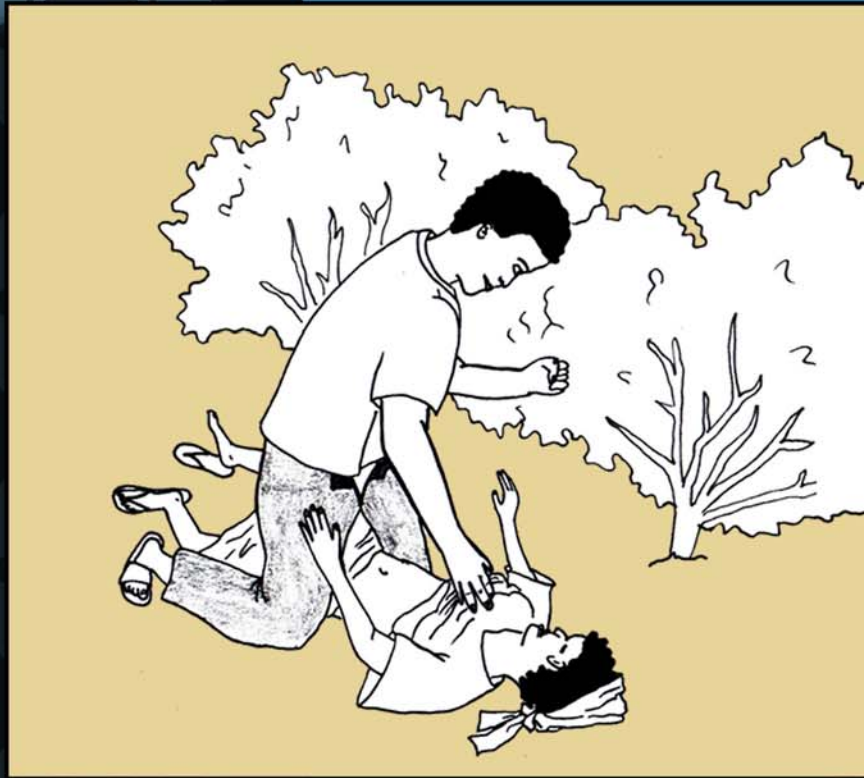
Insert agency logo and map here.



If you were forced to have sex...

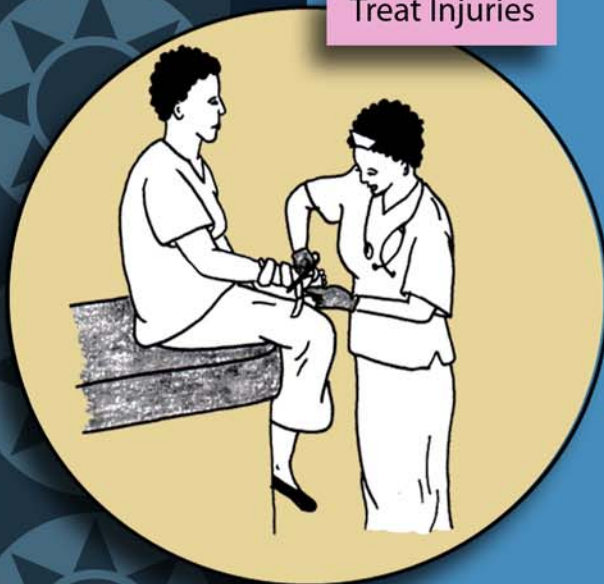


Going to a health facility as soon as possible can help you get health care, prevent pregnancy and serious illness, and receive counseling. Services are private and safe.

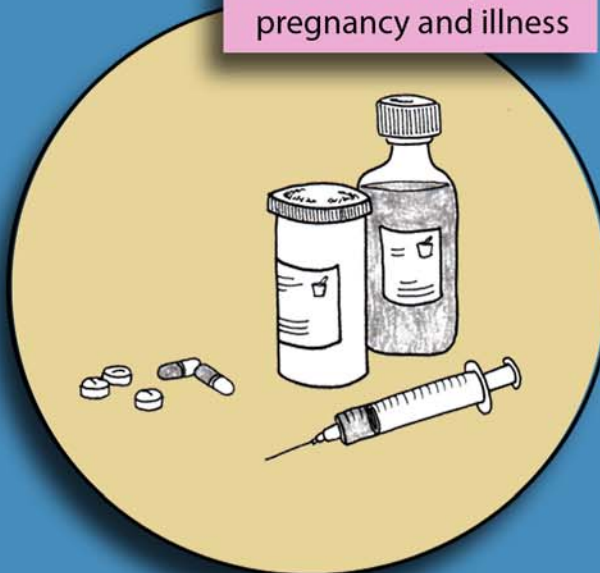


Template H

Treat Injuries



Medications to prevent pregnancy and illness



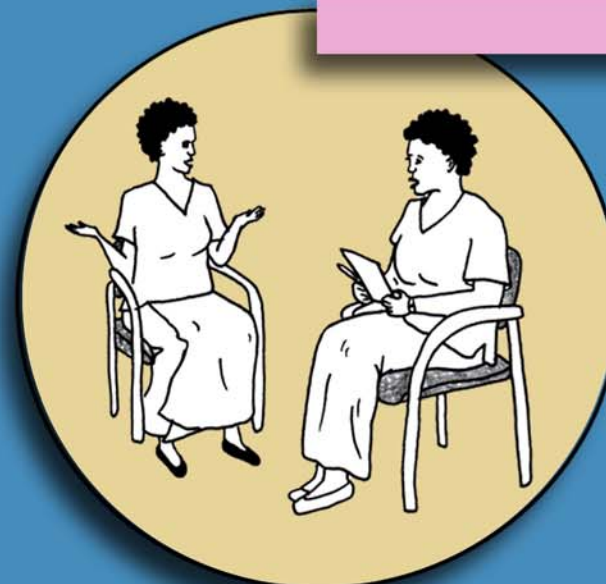
Supportive Counseling



- To prevent pregnancy, seek emergency contraception (EC) at the clinic within 5 days.
- To prevent sexually transmitted infections, ask for antibiotics.
- To prevent HIV, ask for post-exposure prophylaxis (PEP) within 3 days.
- To prevent tetanus, ask for tetanus toxoid within 1 week.
- To prevent hepatitis, ask for a vaccination within 2 weeks.

At the health center

Insert agency logo and map here.



Template I

Preparing for Childbirth

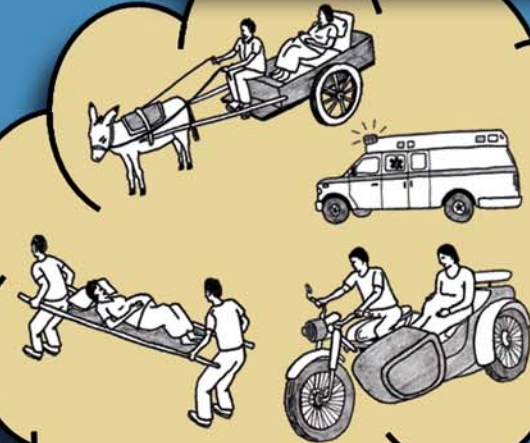
Pick up a birthing kit



Plan to use a skilled birth attendant and if possible, to give birth in a facility





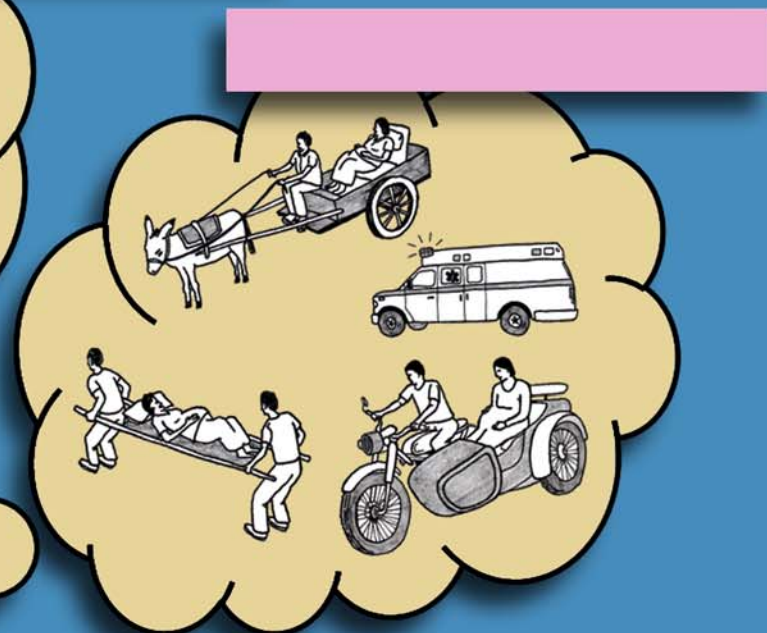
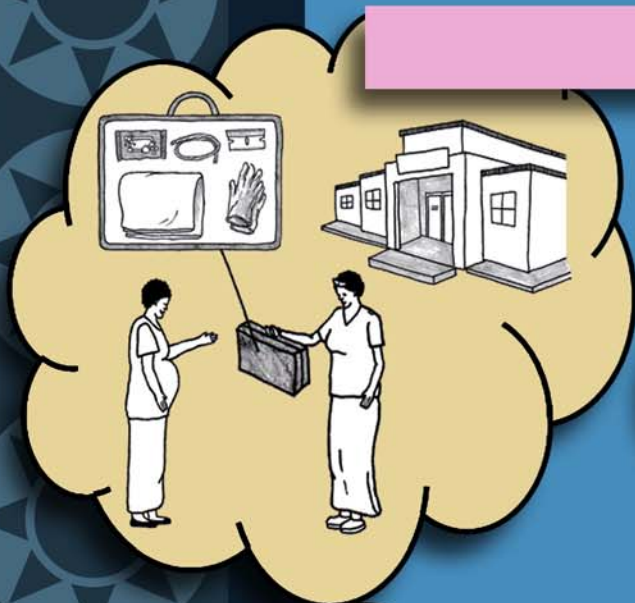
Plan for emergency transportation



Talk with family to plan for an emergency



Insert agency logo and map here.



Signs of a Complicated Pregnancy

If this happens to you,
go to a health facility
immediately

Template J

Severe Bleeding



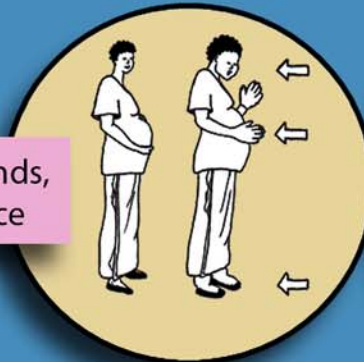
Severe Headache



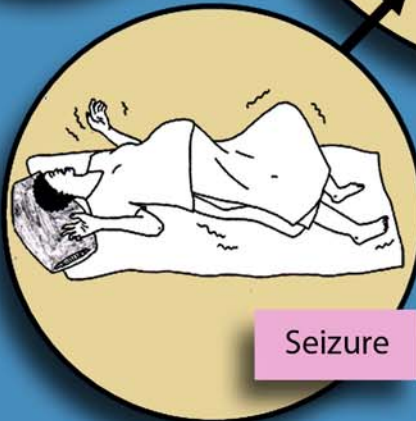
Fever / Chills



Swollen hands,
feet or face



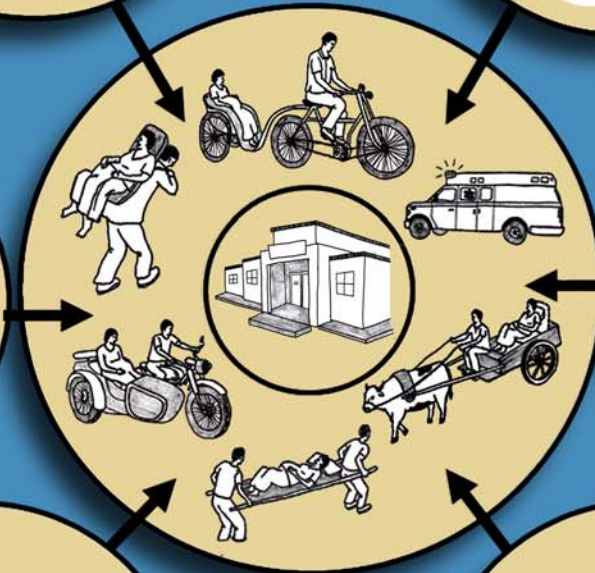
Seizure

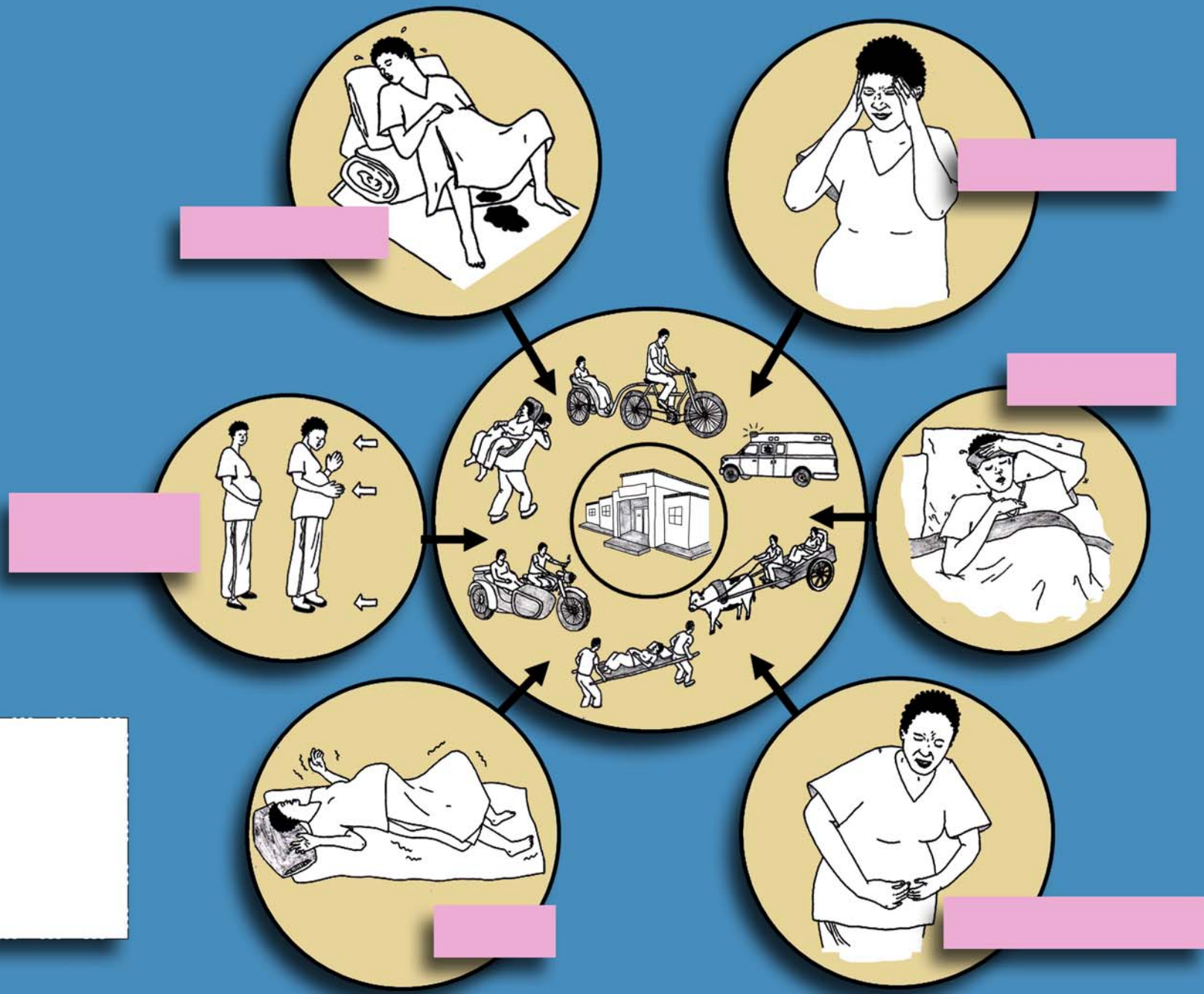


Lower Abdominal Pain



Insert agency logo and map here.





[Blank white box for text]

Danger Signs During Childbirth

If this happens to you,
go to a health facility
immediately

Template K

Hand or foot before head



Prolonged labor



More than one infant



Severe bleeding



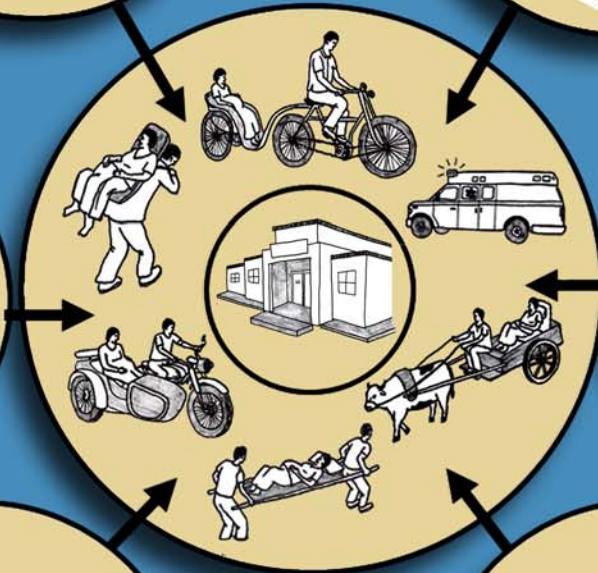
Seizure


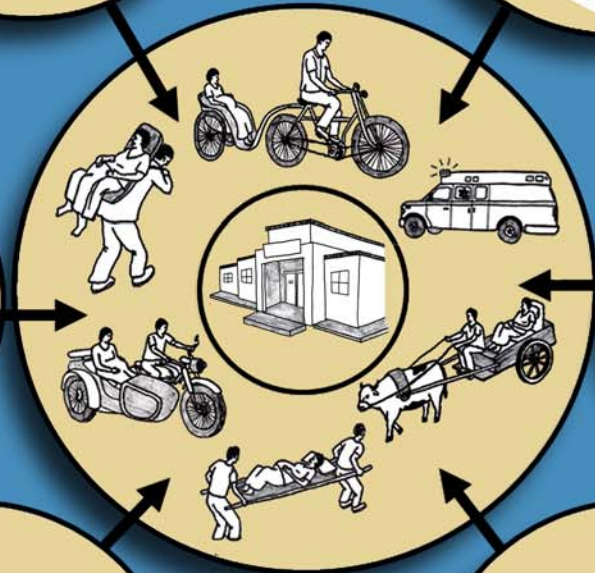




Umbilical cord first



Insert agency logo and map here.





Interchangeable Images

In some settings,
the mode of transport,
or health center symbol
may be different.
Please replace the
images from templates
F, G, H, I, J, K as
appropriate.

Insert agency logo and map here.

